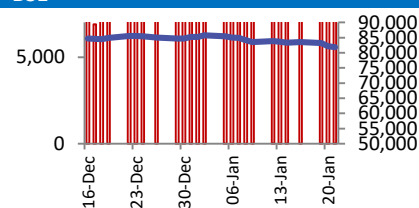
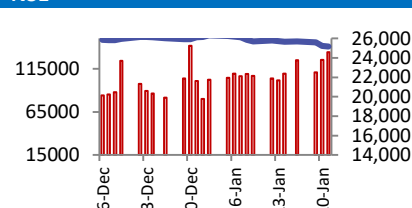


BSE



Open	82336
High	82516
Low	81472
Close	81538
Change	-770
Volume (Lacs)	8653
Turnover (Rs.inCr)	7566

NSE



Open	25345
High	25348
Low	25025
Close	25049
Change	-241
Volume(Lacs)	56095
Turnover(Rs.in Cr)	119314

World Markets	Current	Previous	Pt. Chg	Var(%)
Dow	49412	49099	314	0.64%
Dow Futures	49490	49565	(75)	-0.15%
Nasdaq	23601	23501	100	0.43%
FTSE	10149	10143	5	0.05%
Nikkei	53018	52885	132	0.25%
Hang Seng	27098	26766	332	1.24%
Gift Nifty	25187	25090	97	0.39%
Straits Singapore	4905	4861	44	0.90%
South Korea	5043	4950	94	1.89%
Taiwan	32330	32065	265	0.83%
Shanghai	4136	4133	3	0.07%

Commodity Prices	Current	Previous	Pt. Chg	Var(%)
Copper (\$/MT)	13044	13199	(156)	-1.2%
Alumin (\$/MT)	3165	3189	(24)	-0.8%
Zinc (\$/MT)	3318	3343	(25)	-0.7%
Brent Crude (\$/bbl)	65	66	(0)	-0.7%
Gold (\$/Ounce)	5071	5009	63	1.2%
Silver (\$/Ounce)	110	104	6	5.7%
Light Crude (\$/bbl)	60	61	(0)	-0.6%
N G (\$/mmbtu)	7	7	(0)	-2.1%
Sugar (\$/MT)	414	419	(5)	-1.1%
Rubber (Rs./kg)	199	198	1	0.3%
Baltic Dry Index	1780	1762	18	1.0%

Currency Exchange Rate	Current	Previous	Var(%)
Rs./ \$ rate	91.96	91.63	0.37%
Rs./ Euro	107.91	107.14	0.72%
Rs./Chinese Yuan	13.22	13.21	0.09%
Yen / \$ rate	154.33	154.18	0.10%
\$ US/Euro	1.19	1.19	0.05%

Dollar Index	Current	Previous	Var(%)
Dollar Index	97.02	97.04	-0.02%

Support/ Resistance Levels for Today		
	Nifty	Bank Nifty Fut
Support 1	25000	58240
Support 2	24940	58000
Resistance	25200	58800

Securities in Ban For Trade
SAMMAANCAP

Market Review

US: The S&P 500 and the NASDAQ advanced for a fourth consecutive session on Monday, as investors geared up for a slew of mega-cap earnings and a Federal Reserve update on interest rate policy later this week.

Asia: Asian equities slipped as tariff concerns resurfaced after President Donald Trump threatened higher levies on South Korean goods, while the yen held on to its gains.

India: India's benchmark equity indices fell nearly 1% on Friday, capping a tough week, as the rupee slid to fresh record lows and ongoing geopolitical tensions kept investors firmly in risk-off mode. **Market is expected to open on a gap up note and likely to witness positive move during the day.**

Global economy: A leading indicator of Japan's services sector prices rose 2.6% in December from a year earlier, a sign labour shortages continue to prod companies to pass on rising costs. The increase in the services producer price index, which tracks the price companies charge each other for services, followed a 2.7% gain in November. Prices rose for labour-intensive industries such as hotel and construction work, underscoring the central bank's view a tight job market will keep pushing up wages and service-sector inflation.

U.S. President Trump announced increase in tariffs on South Korean goods from 15% to 25% due to the Korean legislature's failure to approve a trade agreement reached last year. The tariff hike will affect South Korean automobiles, lumber, pharmaceuticals, and other products subject to reciprocal tariffs.

Trump will travel to Des Moines, Iowa on Tuesday to visit a local business and deliver a speech focused on the U.S. economy, according to White House press secretary Karoline Leavitt. The President plans to address concerns about affordability in his meetings with local residents and state lawmakers.

Commodities: Oil prices slipped on Tuesday despite a massive winter storm disrupting crude production and refinery operations along the U.S. Gulf Coast.

Gold rose on Tuesday, after breaking through the \$5,100 mark for the first time in the previous session, as safe-haven demand lingered amid geopolitical uncertainty, while silver too hovered near all-time highs.

Currency: The yen held firm on Tuesday after two consecutive sessions of sharp gains, with traders remaining alert to the possibility of coordinated currency intervention by U.S. and Japanese authorities. The US dollar is soft today as haven demand lifts gold to fresh records and traders brace for the Fed rate decision.

FII Derivative Transactions (Rs. Cr)

Contracts	Purchase		Sell		Net	Open Interest (OI)		OI (Previous day)		Change	
	Contract	Value	Contract	Value	Value	Contract	Value	Contract	Value	Contract	Value
Index Future	80960	13428	92293	15358	(1930)	321977	52964	288324	47864	33653	5100
Index Option	13863859	2298580	13736673	2276920	21660	3421008	562174	2708113	449478	712895	112696
Stock Future	2040237	134710	2042175	134670	40	6462480	421170	6469344	428754	(6864)	(7584)
Stock Option	735601	51918	731287	51749	169	738474	48561	803140	53751	(64666)	(5190)
Total	16720657	2498636	16602428	2478697	19939	10943939	1084869	10268921	979847	675018	105022

FII All Activity-BBG (Rs Cr)	Buy	Sell	Net
14-Jan-26	14616	18132	(3515)
16-Jan-26	20767	25310	(4543)
19-Jan-26	13647	15709	(2062)
20-Jan-26	16362	17572	(1210)
21-Jan-26	17579	19843	(2264)
Month to date- Jan	182049	210090	(28041)
FII (Prov.) (Rs Cr)	Buy	Sell	Net
19-Jan-26	12380	15643	(3263)
20-Jan-26	14215	17153	(2938)
21-Jan-26	15371	17159	(1788)
22-Jan-26	16873	19423	(2550)
23-Jan-26	13550	17664	(4113)
Month to date-Jan	198841	239545	(40704)
DII (Prov.) (Rs. Cr)	Buy	Sell	Net
19-Jan-26	17888	13653	4234
20-Jan-26	18529	14864	3666
21-Jan-26	17387	12867	4520
22-Jan-26	17537	13315	4223
23-Jan-26	18259	14156	4103
Month to date-Jan	277852	223029	54823
FII Debt - BBG (Rs. Cr)	Buy	Sell	Net
14-Jan-26	2270	2354	(84)
16-Jan-26	1716	1994	(278)
19-Jan-26	4781	2225	2556
20-Jan-26	2084	1676	408
21-Jan-26	4913	3501	1411
Month to date- Jan	38634	34804	3829

Market Breadth	BSE		NSE	
	No.	%	No.	%
Advance	1321	30%	997	28%
Decline	2887	66%	2471	70%
Unchanged	157	4%	62	2%

Market Turnover	23-Jan	22-Jan	Var (%)
BSE Cash	7566	9708	-22%
NSE Cash	119314	129533	-8%
NSE Futures	433354	439852	-1%
NSE Options	29471452	17803819	66%
Total (Rs.Cr)	30031687	18382912	63%

Volatility Index	23-Jan	22-Jan
Volatility Index	14.19	13.35

Index PE - TTM	23-Jan	Yr. High	Yr. Low
Sensex	22.5	24.1	20.3
Nifty	21.8	23.0	19.6

Corporate News

JSW Steel approves the formation of a joint venture for a land development project in Mumbai. Its units, Peddar Realty and JSW Realty, will jointly hold 51% in the JV. (NDTV)

Schneider Electric clarifies that the news report about a Rs. 623 Cr expansion pertains to Schneider Electric India, a different entity within the Schneider Group. (NDTV)

Torrent Pharma acquires 37.8 lakh shares (2.36% stake) of JB Chemicals, increasing its total holding to 48.75%. (NDTV)

Jayaswal Neco Signs MoU with Maharashtra for a 2 MTPA steel plant; proposed project investment Rs 12,262 Cr. (NDTV)

Economy

As the government sets up an expert panel to review the National Pension System (NPS) investment framework, the scheme's subscriber base is increasingly being powered by women. Female subscriptions rose faster than those of men across several states, with Karnataka, Maharashtra, Tamil Nadu, Uttar Pradesh and Andhra Pradesh leading in overall female subscribers in 2024-25. (ET)

India and the EU have successfully concluded negotiations for a proposed free trade agreement (FTA) which will help deepen economic integration between the two regions, commerce secretary Rajesh Agrawal said on Monday. The wrapping up of discussions for the trade pact, touted as the 'mother of all deals', will be announced at the India-EU Summit on Tuesday. It would mark the culmination of talks which first began 18 years ago. (ET)

Nominal gross domestic product (GDP) growth for FY27, a key assumption for Budget calculations, is projected at 10.5-11%, as rising international commodity prices are likely to feed into wholesale inflation, according to a State Bank of India (SBI) report released on Monday. The fiscal deficit is estimated at 4.2% of GDP for FY27, while the government's borrowing cost is expected to be 6.8-7%. (ET)

International

Micron Technology is set to announce a new memory chip manufacturing capacity investment in Singapore, Reuters reported on Monday. The U.S. memory chip maker will make the announcement as early as Tuesday, with the investment focused on NAND flash memory production, Reuters reported, citing people familiar with the matter. (Inv)

Hyundai Motor shares fell on Tuesday after U.S. President Donald Trump said he was increasing tariffs on some South Korean goods over a delay in Seoul's enacting of a recent trade deal with Washington. (Inv)

Top 5 Nifty Gainers	23-Jan	22-Jan	Var(%)
DRREDDY	1236	1218	1.5%
TECHM	1701	1687	0.8%
HINDUNILVR	2410	2391	0.8%
HINDALCO	950	944	0.6%
ONGC	245	244	0.6%
Top 5 Nifty Losers	23-Jan	22-Jan	Var(%)
ADANIEN	1864	2086	-10.6%
ADANIPTS	1308	1414	-7.5%
ETERNAL	259	276	-6.2%
INDIGO	4705	4909	-4.2%
CIPLA	1315	1370	-4.0%

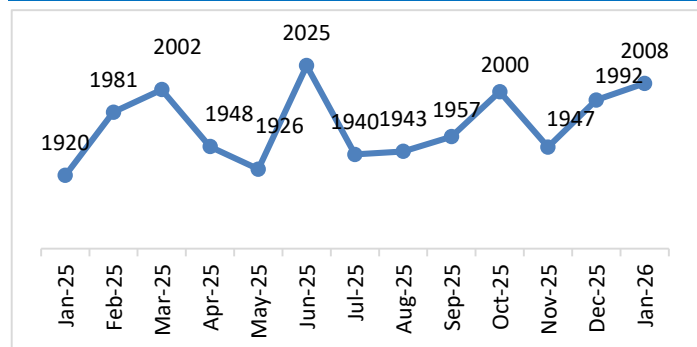
BSE Index Watch	Last	1 day	1 wk	1 mth	1 yr
SENSEX	81538	-0.9%	-2.4%	-4.1%	8.2%
MIDCAP	44246	-1.6%	-4.2%	-5.3%	6.4%
SMLCAP	46825	-2.2%	-5.8%	-8.8%	-3.1%
AUTO	59557	-1.1%	-2.9%	-3.3%	20.4%
BANKEX	65864	-1.4%	-3.1%	-0.2%	20.4%
Capital Goods	61781	-2.1%	-3.4%	-8.0%	1.1%
FMCG	18800	-0.7%	-1.4%	-7.0%	-6.9%
Health Care	41313	-1.2%	-3.6%	-5.8%	0.6%
IT	36897	-0.3%	-2.3%	-1.4%	-10.7%
METAL	37877	-0.9%	-1.0%	6.2%	36.8%
Oil & Gas	26767	-1.1%	-3.5%	-4.2%	8.9%
Power	6029	-2.8%	-4.1%	-7.1%	-4.5%
Realty	5895	-3.4%	-11.3%	-14.0%	-10.7%

Margin Trading Disclosure (Rs. In Cr)	Last	1 day	1 wk	1 mth	3 mth
Op. Scripwise Outstanding	116563	0%	1%	5%	8%
Fresh Exposure	3733	-3%	5%	2%	-18%
Exposure liquidated	3569	-16%	7%	16%	17%
Closing Net scripwise outstanding	116726	0%	1%	5%	7%

NSE USD Futures	23-Jan	22-Jan	Var (%)
Jan Expiry (Rs./\$)	89.97	89.97	0.0%
Feb Expiry (Rs./\$)	91.86	91.65	0.2%
Total Turnover (Rs. Crore)	5809	6099	-5%

Sectors	TTM PE
Auto	31.64
Auto Ancillary	39.51
Banking	14.64
Engineering	37.73
Cement	61.93
Diamonds & Jewellery	41.01
Housing Finance	23.13
Infrastructure & Const	27.79
Metals-Aluminium	24.95
Metal – Steel	18.27
Oil Expl.	11.66
Pharma	11.3
Power – Gen. Supp.	38.74
Information Tech.	27.7
Sugar	15.96
Telecom Serv. Prov.	36.97
Tyres	33.39

Lead (LME Spot Price - \$/ton) (Source: NBRR)



10 year G-Sec Yield	Current	Previous	Change
US	4.22%	4.21%	1 bps
Japan	2.29%	2.24%	5 bps
India	6.66%	6.64%	3 bps
UK	4.50%	4.51%	(2) bps
Libor 3 Mths	4.85%	4.85%	(0) bps

Indian Eco Data	Current	Previous	Var(%)
Forex Reserve (US\$ in bn)	602	687	-12.4%
Inflation - WPI	0.83%	-0.32%	115 bps
Inflation - CPI	1.33%	0.71%	62 bps

India GDP	Q3FY25	Q2FY25	Var (%)
Growth	8.23%	7.81%	42 bps

Monetary Policy	Current	Previous	Change
Repo Rate	5.25%	5.50%	(25) bps
Reverse Repo Rate	3.35%	3.35%	0 bps
CRR	3.00%	3.75%	(75) bps
O/S Banking System Liquidity (Rs bn)	-32	-49	17.5

IIP Growth %	Nov-25	Nov-24	Apr-Nov
IIP	6.7	5.0	4.0
Capital Goods	10.4	8.9	5.6
Mining	8.0	5.5	4.9
Manufacturing	-1.5	4.4	-0.3
Electricity	5.4	1.9	2.5

ADR Price Movement

Company	Price (US\$)	Volume	Previous Day Price	Volume	Variance (%)	No. of Share Per ADR	ADR Price (Rs.)	BSE Price	Variance (%)
Infosys Tech	18.55	5162536	18.24	4348002	1.70%	1	1705.86	1670.80	2.1%
Wipro	2.61	3200710	2.58	4089500	1.16%	1	240.02	238.40	0.7%
Dr.Reddy's	13.78	1487877	13.68	1825653	0.73%	1	1267.21	1235.60	2.6%
ICICI Bank	29.20	5923522	29.15	5900747	0.17%	2	1342.62	1343.40	-0.1%
HDFC Bank	32.15	5042189	32.06	5414376	0.28%	3	985.50	916.10	7.6%

GDR's (US\$)

	Prices	Prev. Close	Change	Var %
L&T	40.70	40.75	(0.0)	-0.1%
RIL	60.50	60.60	(0.1)	-0.2%
SBI	113.00	112.80	0.2	0.2%

US Economy Data	Current	Previous
Inflation (%) (YoY)	2.70%	2.70%
Unemployment (%)	4.40%	4.50%

Interest Rate (%)	Current	Previous
Fed Rate	3.75%	4.00%

US GDP	Q2CY25	Q1CY25
Growth (QoQ Annualized)	4.40%	3.80%

China Economy Data	Current	Previous
GDP	4.50%	4.80%
Inflation – CPI (%)	0.80%	0.70%

Economic Calendar

	Date
Indian GDP Data	27 Feb
Indian Inflation Data CPI	12 Feb
Indian Inflation Data WPI	16 Feb
Indian Monetary Policy	27 Feb
India's Industrial Production (IIP)	28 Jan
US Inflation Data	11 Feb
US GDP	20 Feb
US Unemployment Data	06 Feb
US Fed Rate	29 Jan
China GDP	16 Apr
China Inflation Data	11 Feb

Event Update

Name	Date	Purpose
Dr Lalchandani Labs Ltd.	27-01-26	Right Issue of Equity Shares
KSolves India Ltd.	27-01-26	Rs.5.00 per share(100%)Third Interim Dividend
Persistent Systems Ltd.	27-01-26	Rs.22.00 per share(440%)Interim Dividend
SRF Ltd.	27-01-26	Rs.5.00 per share(50%)Interim Dividend
Suraj Industries Ltd.- Partly Paid-up Equity Shares (Rights Issue)	27-01-26	First Call of Rs.10/- (Rs.2.50 Face Value + Rs.7.50 Premium)
United Spirits Ltd.	27-01-26	Interim Dividend
Wipro Ltd.	27-01-26	Rs.6.00 per share(300%)Interim Dividend

Bulk Deal As On 23/01/26

BSE					
Security Code	Security Name	Client Name	Deal	Quantity	Price
541299	DLCL	VIVEKRAJU	S	24000	21.44
532684	EKC	IRAGE BROKING SERVICES LLP	S	986463	114.99
532684	EKC	IRAGE BROKING SERVICES LLP	B	837310	114.48
521137	EUREKAI	NIRAJ RAJNIKANT SHAH	S	255347	7.83
521137	EUREKAI	PICADALLY TRADE & HOLDINGS PRIVATE LIMITED	B	260352	7.83
539032	FRASER	JITENDRAKUMAR MISHRIMAL SANKLECHA	S	56000	8.4
539032	FRASER	SARIKA ARUN KUMAR AGARWAL	B	48920	8.38
538568	FRUTION	PROGRESSIVE FINLEASE LIMITED	S	25000	38
531911	GALAGEX	KALPANA BIDAWATKA	B	15043	37.7
543520	GLHRL	ADITYA ENTERPRISE	B	100000	19.86
543520	GLHRL	EVEREST CORPORATION	B	100000	19.86
543520	GLHRL	PARAMOUNT INCORPORATION	B	100000	19.86
543520	GLHRL	SANJIT KUMAR SAHA	S	100000	19.86
544308	HILLTONE	VIVEK MAHESHCHANDRA MANGLA	B	125000	55.14
531979	HINDALUMI	NEO APEX VENTURE LLP	S	71120	107.59
543207	NATURAL	CHOKSHI DIMPLE	B	435462	4.49
543207	NATURAL	VIJAYKUMAR JAYANTILAL THAKKAR	S	368000	4.5
531512	ORIENTTR	PICADALLY TRADE & HOLDINGS PRIVATE LIMITED	B	85626	18.7
531280	PANKAJPO	GEETA SINHA	S	32201	71.27
531280	PANKAJPO	TASHA ZAFAR	S	32800	72.38
543798	PATRON	HEMA JAYPRAKASH BHAVSAR	S	344000	2.44
543798	PATRON	SUVOJIT SARKAR	S	92000	2.49
543798	PATRON	SUVOJIT SARKAR	B	116000	2.43
543798	PATRON	VIJAYKUMAR JAYANTILAL THAKKAR	S	240000	2.37
544141	PESB	NAVRATRI SHARE TRADING PRIVATE LIMITED .	B	80000	224.88
541601	RAJNISH	SAROJ KUMAR KUNDU	S	5427229	0.48
539673	RCL	VIVEK KUMAR RATAKONDA	B	100000	2.54
540259	SHANGAR	ROOPALI MAHESHWARI	B	4179255	0.25
540259	SHANGAR	SATYA PRAKASH MITTAL HUF	S	4282650	0.25
534708	SHANTIGURU	KUNAL SANGHVI S	B	213000	7.6
534708	SHANTIGURU	PARASMAL JAIN VIRENDRAMAL JAIN	S	81000	7.61
534708	SHANTIGURU	VB TRADING CO.	S	465000	7.6
534708	SHANTIGURU	VISHAL JAIN SANGHVI	B	72000	7.61
540693	SHISHIND	CAPNEXT ADVISORY PRIVATE LIMITED	S	2650000	13.9
540693	SHISHIND	NEO APEX VENTURE LLP	B	2575684	13.9
504375	SOFTBPO	BHAGWANTI HASTIMAL JAIN	B	1000	332.4
504375	SOFTBPO	MANOJ KUMAR KANDA	S	1650	332.4
504375	SOFTBPO	PRAVEEN ARORA	B	1600	332.4
540492	STARLENT	NEO APEX VENTURE LLP	B	2500000	7
543616	TLL	BRIMMING WEALTH ADVISORS LLP	B	78000	289.76
543616	TLL	PRABHAT FINANCIAL SERVICES LIMITED	S	73200	289.68
544329	VANDU	NIRAJ RAJNIKANT SHAH	B	280000	56.5
544508	VASHISHTHA	ANCHAL BANSAL	S	12000	76.07
544508	VASHISHTHA	ANCHAL BANSAL	B	10800	76.28
544508	VASHISHTHA	KARANJKAR	B	21600	77.21
544508	VASHISHTHA	SHABBIRHUSHEN RAJAKBHAI HERANJA	B	21600	77.16
544508	VASHISHTHA	SN ENTERPRISES	S	30000	77.25
536672	VCU	AMIT CHOUDHARY	B	100000	6.4
536672	VCU	SANJAY BABULAL VARDHAN	S	84894	6.4
533056	VEDAVAAG	ABHEESHTASEETHEPALLI	B	150424	23.19
542803	VEL	L7 HITECH PRIVATE LIMITED	S	47776	49.13
544636	WOSAL	PAWAN R KASERA (HUF)	B	38000	26.38

NSE

Security Code	Security Name	Client Name	Deal	Quantity	Price
AWHCL	Antony Waste Hdg Cell Ltd	THE MIRI STRATEGIC EMERGING MARKETS FUND LP	BUY	423378	563.94
ATALREAL	Atal Realtech Limited	MIZAN SHAKEEL MISTRY	SELL	577711	27.38
BAJAJCON	Bajaj Corp Limited	HILL FORT INDIA FUND LP	BUY	969039	299.94
ECOSMOBLTY	Ecos (India) Mob & Hosp L	PLUTUS WEALTH MANAGEMENT LLP	SELL	348603	180.13
MAGSON	Magson Retail And Dist L	KRISHNAM ENTERPRISE LLP LLP	SELL	168000	130
MAGSON	Magson Retail And Dist L	ORVANTA CORPORATION LLP	BUY	77000	130
MAGSON	Magson Retail And Dist L	RISING CORPORATION LLP	BUY	76000	130
MEDICO	Medico Remedies Limited	VISHAL MAHESH WAGHELA	BUY	510000	53.41
RCDL	Rajgor Castor Derivati L	HN FARM LLP	SELL	240000	19.8
RATEGAIN	Rategain Travel Techn Ltd	PAISABUDDY FINANCE PRIVATE LIMITED	BUY	2050000	614.9
RATEGAIN	Rategain Travel Techn Ltd	PLUTUS WEALTH MANAGEMENT LLP	SELL	2050000	614.9
VICTORYEV	Victory Elec Vehicl Int L	ALACRITY SECURITIES LTD	BUY	267000	24.85
VICTORYEV	Victory Elec Vehicl Int L	HARMONY REALTY	SELL	156000	24.85
VOLERCAR	Voler Car Limited	GREAM TRADERS AND EXPORTERS PVT LTD	SELL	98400	223.65

Disclosure:

Research Reports that are published by Nirmal Bang Securities Private Limited (hereinafter referred to as "NBSPL") are for private circulation only. NBSPL is a registered Research Analyst under SEBI (Research Analyst) Regulations, 2014 having Registration no. INH000001766. NBSPL is also a registered Stock Broker with National Stock Exchange of India Limited, BSE Limited, Metropolitan Stock Exchange of India Limited, Multi Commodity Exchange of India Limited and , National Commodity and Derivative Exchange Limited in Capital Market , Equity and Commodities derivatives segments and Currency Derivatives Segment .

NBSPL has other business divisions with independent research teams separated by Chinese walls, and therefore may, at times, have different or contrary views on stocks and markets.

NBSPL or its associates have not been debarred / suspended by SEBI or any other regulatory authority for accessing / dealing in securities Market since last 20 years. NBSPL, its associates or analyst or his relatives do not hold any financial interest (Except Investment) in the subject company. NBSPL or its associates or Analyst do not have any conflict or material conflict of interest at the time of publication of the research report with the subject company. NBSPL or its associates or Analyst or his relatives may or may not hold beneficial ownership of 1% or more in the subject company at the end of the month immediately preceding the date of publication of this research report.

NBSPL or its associates / analyst has not received any compensation / managed or co-managed public offering of securities of the company covered by Analyst during the past twelve months. NBSPL or its associates have not received any compensation or other benefits from the company covered by Analyst or third party in connection with the research report. Analyst has not served as an officer, director or employee of Subject Company. NBSPL / analyst has not been engaged in market making activity of the subject company.

Analyst Certification: The research analysts and authors of these reports, hereby certify that the views expressed in this research report accurately reflects my/our personal views about the subject securities, issuers, products, sectors or industries. It is also certified that no part of the compensation of the analyst(s) was, is, or will be directly or indirectly related to the inclusion of specific recommendations or views in this research. The analyst(s) principally responsible for the preparation of this research report and has taken reasonable care to achieve and maintain independence and objectivity in making any recommendations.

Disclaimer:

The Research Report is for the personal information of the authorized recipient and does not construe to be any investment, legal or taxation advice. NBSPL is not soliciting any action based upon it. Nothing in the research report shall be construed as a solicitation to buy or sell any security or product, or to engage in or refrain from engaging in any such transaction. In preparing the research report, we did not take into account the investment objectives, financial situation and particular needs of the reader.

The research report has been prepared for the general use of the clients of NBSPL and must not be copied, either in whole or in part, or distributed or redistributed to any other person in any form. If you are not the intended recipient you must not use or disclose the information in the research report in any way. Though disseminated to all the customers simultaneously, not all customers may receive the research report at the same time. NBSPL will not treat recipients as customers by virtue of their receiving the research report. The research report is not directed or intended for distribution to or use by any person or entity resident in a state, country or any jurisdiction, where such distribution, publication, availability or use would be contrary to law, regulation or which would subject NBSPL & its group companies to registration or licensing requirements within such jurisdictions.

The report is based on the information obtained from sources believed to be reliable, but we do not make any representation or warranty that it is accurate, complete or up-to-date and it should not be relied upon as such. We accept no obligation to correct or update the information or opinions in it. NBSPL or any of its affiliates or employees shall not be in any way responsible for any loss or damage that may arise to any person from any inadvertent error in the information contained in the research report. NBSPL or any of its affiliates or employees do not provide, at any time, any express or implied warranty of any kind, regarding any matter pertaining to this report, including without limitation the implied warranties of merchantability, fitness for a particular purpose, and non-infringement. The recipients of the research report should rely on their own investigations.

This information is subject to change without any prior notice. NBSPL reserves its absolute discretion and right to make or refrain from making modifications and alterations to this statement from time to time. Nevertheless, NBSPL is committed to providing independent and transparent recommendations to its clients, and would be happy to provide information in response to specific client queries.

Before making an investment decision on the basis of research report, the reader needs to consider, with or without the assistance of an adviser, whether the advice is appropriate in light of their particular investment needs, objectives and financial circumstances. There are risks involved in securities trading. The price of securities can and does fluctuate, and an individual security may even become valueless. International investors are reminded of the additional risks inherent in international investments, such as currency fluctuations and international stock market or economic conditions, which may adversely affect the value of the investment. Opinions expressed are subject to change without any notice. Neither the company nor the director or the employees of NBSPL accept any liability whatsoever for any direct, indirect, consequential or other loss arising from any use of the research report and/or further communication in relation to the research report. Here it may be noted that neither NBSPL, nor its directors, employees, agents or representatives shall be liable for any damages whether direct or indirect, incidental, special or consequential including lost revenue or lost profit that may arise from or in connection with the use of the information contained in the research report.

Copyright of this document vests exclusively with NBSPL.

Our reports are also available on our website

Registration granted by SEBI and certification from NISM in no way guarantee performance of NBSPL or provide any assurance of returns to investors.

Nirmal Bang Research (Division of Nirmal Bang Securities Pvt. Ltd.)

B-2, 301/302, Marathon Innova,
Opp. Peninsula Corporate Park
Off. Ganpatrao Kadam Marg
Lower Parel(W), Mumbai-400013
Board No. : 91 22 6723 8000/8001
Fax. : 022 6723 8010